

COLECO VISION™

CARTRIDGE INSTRUCTIONS

• For one player only



Help Sir Ababol in search of his Sword in this platform game!

GAME DESCRIPTION

At the end of the 11th Century, a young crusader named Sir Ababol from Manchester City traveled accross the ever green prairies in the French Britain, climbed the infinite heights at the Pirineos and arrived to the Alcoraz River.

There, he witnessed completely astonished how St. George from Capadocia, also known as “the dragon guy”, helped Christians conquer territories held by the infidels.

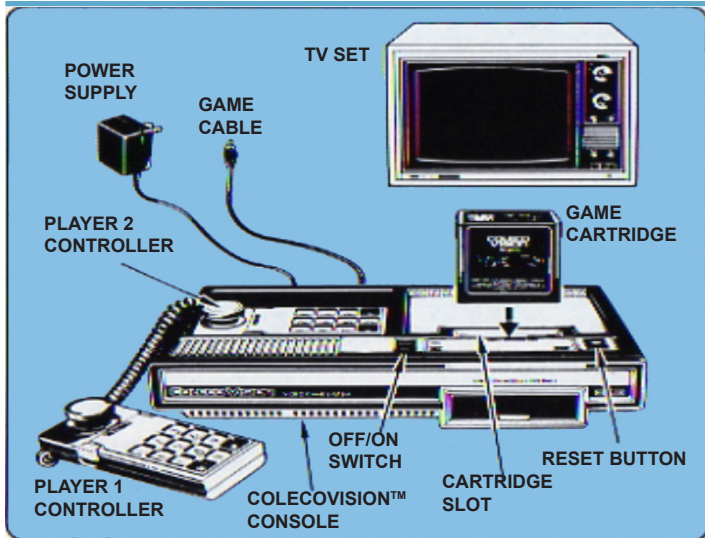
He became so perplexed about such an apparition that he stumbled over a rock and fell down on his ass over a big fat ball of spikes, which made him jump accross the air and fall in the river which carried him to the Monegros’ Desert.

There he awoke whilst a shep licked his right cheek and he realised that he hath lost his mighty sword, without which he couldn’t continue his journey accross the world.

Decided to get accross something, he went accross a lu-cence-sown field to ask a good farmer if he hath seen his sword. The good fella of incredibly populated frown just pointed in direction of a piece of land full of wild ababol flow-ers.

Drive him accross the monegrian fields helping him collect the strange ababol flowers and regain his sword for him to be able to keep journeying to Jerusalem. Amen. Jesus.

GETTING READY TO PLAY

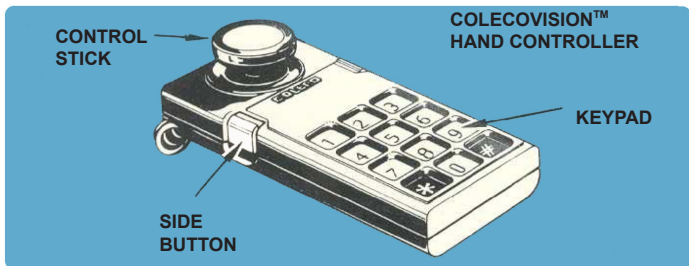


Make sure the COLECOVISION console is connected to your TV. Make sure power supply is plugged into the console. Then plug power supply into your AC outlet.

MAKE SURE THE COLECOVISION™ UNIT IS OFF BEFORE INSERTING OR REMOVING A CARTRIDGE.

Insert the cartridge; then turn on your game system. Press the Reset Switch. The title and Game Select screen appears on your TV.

USING YOUR CONTROLLERS



Control Stick: Press the Control Stick in any direction to move Sir Ababol in the selected direction during game and use Side Button to jump.

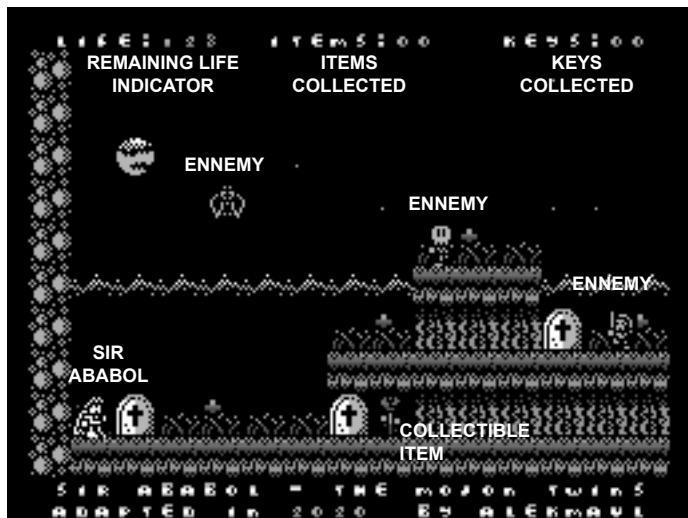
Keypad *: Use Keypad * to start game.

HERE'S HOW TO PLAY

Control Sir Ababol across the Monegrian fields and gather 25 ababol flowers.

To be able to progress in your journey you will need some keys you will be able to use to open several doors to gain access to different sections.

Once you have gotten 25 ababol flowers, your mission will be over.



During gameplay, avoid touching the monster wandering around the place, and the water, which is evil.

You can regain some lost breath eating some magical legs of monegros' fried chicken which you will find scattered around the already visited screens.

HISTORY OF THE COLECOVISION PORT

The port of the game was made during a specific period of our life in the world. It was made during the COVID-19 pandemic in France. it becomes to life in less than one week.

The code was fully rewrote but some parts are inspired from ZX Spectrum game.

I also adapted some graphic tiles because The Colecovision system is more flexible regarding colors than ZX Spectrum.

New screens were added for Game Over and Win part.



Sir Ababol is based on Mojon Twins Zx Spectrum game, © 2010.

http://www.mojontwins.com/juegos_mojonos/sir-ababol/

Package, Program and Audiovisual © 2020 for Colecovision by Jean-Michel Girard.

ColecoVision™ is a trademark of Coleco Industries, Inc. for its game system, expansion modules, and cartridges.

Printed in France.